

PUTTING IT TOGETHER

TPRS for English Language Learners
Student Guide



**ELIZABETH SKELTON
DENISE MILLIGAN**

Illustrations by: Beatriz Gomez

Putting it Together

Student Guide

Elizabeth Skelton

and

Denise Milligan

Illustrations by Beatriz Gomez

Elizabeth Skelton
41888 Cottonwood Creek Road
Crawford, CO 81415

www.bethskelton.com

ellbeth@bethskelton.com

Acknowledgements

From us both:

To **Blaine Ray** for his creativity and insight in putting together this method to teach languages and for his support and encouragement in our work.

To **Carol Gaab** for valuable insights, advice, and support.

To **Susan Gross and Karen Rowan** for outstanding training workshops in TPRS.

From Denise:

To **Al** for supporting me even when I didn't have a "real" job.

To **Becky, Brooke, and Kyler** for teaching me to think outside the box.

To **Irene** for helping me discover my Mediterranean soul.

From Beth:

To **Peter** who helped me put it all together.

To **Mari** who makes me feel all together

Copyright © 2003 by Elizabeth Skelton. Fourth printing 2009. All rights reserved.

No part of this book may be reproduced or transmitted in any form or by any means, electronic or mechanical, including photocopying, recording or by any information storage or retrieval system without permission from the authors.

ISBN 0-929-724-33-X

Foreword

I am pleased to recommend this new TPRS book for students learning English. I think the stories are very entertaining. TPRS has shown to be an amazingly effective method of teaching another language. It has been used in the United States for years by hundreds of teachers with great success. It has lagged behind in the ESL world. Hopefully with the addition of this book, more English teachers around the world will discover the amazing power of TPRS. Blaine Ray Inventor of TPRS www.BlainerayTPRS.com

Introduction

The purpose of the *Putting it Together* series is to provide a comprehensive curriculum for teaching English to adult non-native speakers using the Total Physical Response Storytelling method (TPRS). Blaine Ray developed TPRS in the late 1980s as a method for teaching his high school Spanish students fluency in a foreign language. Since this time, more than 6,000 foreign language teachers have begun using this method and have witnessed their students' success and fluency through teaching with TPRS. We would like to bring this method to the field of English language teaching, so that the increasing number of adult English language learners in the United States can also experience the joy of fluency through TPRS.

TPRS is based on the Total Physical Response method developed by James Asher in the 1960s and the Natural Approach created by Stephen Krashen and Tracey Terrell in the 1980s. It focuses on language acquisition through comprehensible input. The method combines active language learning through physical responses with personalized questions and storytelling. Vocabulary and language structures are taught through a variety of techniques, which provide comprehensible input and repetition of target vocabulary in context. Gestures, commands, questions, and mini-stories all serve to provide students with the opportunity to interact with the language in a variety of new contexts. This guide is not intended to train teachers to use the method. **If you would like to be trained to use this method, you may contact Blaine Ray at www.blaineraytprs.com, or the authors; Elizabeth Skelton at ellbeth@bethskelton.com, and Denise Milligan at al_denise@yahoo.com.**

Putting it Together 1 is intended for students with little or no English background, at the following test levels:

BEST Score	CASAS Achievement
9 - 28	165 - 190



Contents


Chapter 1	TPR Basics	1
Chapter 2	Consumer Economics	9
Chapter 3	Health	19
Chapter 4	Community	29
Chapter 5	Home	39
Chapter 6	Employment/Housing	49
Chapter 7	Health	59
Chapter 8	Consumer Economics	69
Chapter 9	Employment/Home	79
Chapter 10	Community	89

Chapter 1

1.1 Getting to Know You

Target Vocabulary

- | | | | |
|-------------|----------------|----------|-----------|
| 1. stand up | 5. turn around | 9. head | 13. eye |
| 2. sit down | 6. touch | 10. hand | 14. table |
| 3. walk | 7. go | 11. nose | 15. chair |
| 4. stop | 8. fast/slowly | 12. ear | 16. ball |



Exercise 1: Point to the picture when you hear the word.

Exercise 2: Write the number of the picture for each sentence.

- _____ The man stands up.
- _____ The woman touches the table.
- _____ The man sits down quickly.
- _____ The chair is black.
- _____ The man touches the chair.
- _____ Please sit down.

Exercise 3: Draw the picture when you hear the word.


Exercise 4: Write the words that you hear.

- | | |
|----------|-----------|
| 1. _____ | 6. _____ |
| 2. _____ | 7. _____ |
| 3. _____ | 8. _____ |
| 4. _____ | 9. _____ |
| 5. _____ | 10. _____ |

1.2 Stand Up, Sit Down, Rah Rah Rah!

Target Vocabulary

- | | | | |
|----------|-------------|-----------|-----------|
| 1. draw | 5. write | 9. get up | 13. sleep |
| 2. erase | 6. point | 10. push | 14. laugh |
| 3. open | 7. throw | 11. drink | 15. under |
| 4. close | 8. lie down | 12. eat | 16. on |



Exercise 1: Point to the picture when you hear the word.

Exercise 2: Write the number of the picture that your teacher describes.

- | | |
|---------|---------|
| 1. ____ | 5. ____ |
| 2. ____ | 6. ____ |
| 3. ____ | 7. ____ |
| 4. ____ | 8. ____ |

Exercise 3: Draw the picture when you hear the word.


Exercise 4: Write the words that you hear.

- | | |
|----------|-----------|
| 1. _____ | 6. _____ |
| 2. _____ | 7. _____ |
| 3. _____ | 8. _____ |
| 4. _____ | 9. _____ |
| 5. _____ | 10. _____ |

1.3 Past, Present, Future

Target Vocabulary

- | | | | |
|---------------|----------|------------|-----------|
| 1. football | 5. read | 9. weekend | 13. plate |
| 2. movie | 6. part | 10. car | 14. glass |
| 3. restaurant | 7. look | 11. happy | 15. drink |
| 4. dance | 8. watch | 12. drive | 16. hair |



Exercise 1: Point to the picture when you hear the word.

Exercise 2: Write the number of the picture that your teacher describes.

- | | |
|---------|---------|
| 1. ____ | 5. ____ |
| 2. ____ | 6. ____ |
| 3. ____ | 7. ____ |
| 4. ____ | 8. ____ |

Exercise 3: Draw the picture when you hear the word.

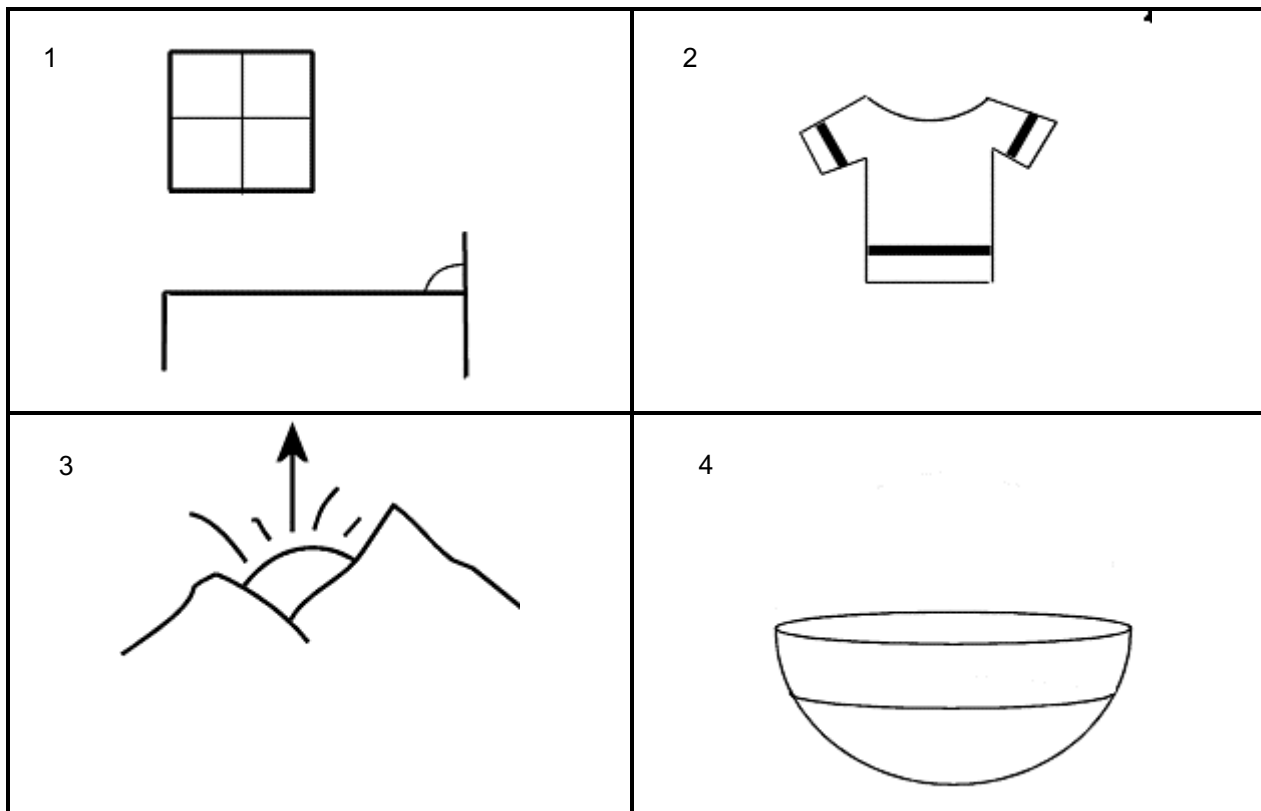
Exercise 4: Write the words that you hear.

- | | |
|----------|-----------|
| 1. _____ | 6. _____ |
| 2. _____ | 7. _____ |
| 3. _____ | 8. _____ |
| 4. _____ | 9. _____ |
| 5. _____ | 10. _____ |

1.4 Deep and... Narrow

Target Vocabulary

- | | | | |
|--------------|------------|-----------------|---------------------|
| 1. morning | 5. bowl | 9. bathroom | 13. shirt |
| 2. afternoon | 6. napkin | 10. bedroom | 14. Monday, Tuesday |
| 3. day | 7. skillet | 11. living room | 15. summer |
| 4. night | 8. oven | 12. sink | 16. quarter |



Exercise 1: Point to the picture when you hear the word.

Exercise 2: Write the number of the picture that your teacher describes.

- | | |
|---------|---------|
| 1. ____ | 5. ____ |
| 2. ____ | 6. ____ |
| 3. ____ | 7. ____ |
| 4. ____ | 8. ____ |

Exercise 3: Draw the picture when you hear the word.

Exercise 4: Write the words that you hear.

- | | |
|----------|-----------|
| 1. _____ | 6. _____ |
| 2. _____ | 7. _____ |
| 3. _____ | 8. _____ |
| 4. _____ | 9. _____ |
| 5. _____ | 10. _____ |

Chapter 2


Mini-Story 2.1 Barefoot Birthday

Target Vocabulary

1. food
2. enough money
3. Check, please?
4. sell

Additional Vocabulary

1. waitress
2. shoe
3. angry



Exercise 1: Tell the story.

Exercise 2: Write the number of the picture that your teacher describes.

- | | |
|---------|---------|
| 1. ____ | 5. ____ |
| 2. ____ | 6. ____ |
| 3. ____ | 7. ____ |
| 4. ____ | 8. ____ |

2.1 Barefoot Birthday

Bill takes his wife to a nice restaurant for her birthday. The waitress says, “Hello. Wow! I like your shoes!” Bill’s wife says, “Thank you!” Bill and his wife eat a lot of food. They drink a lot. Bill asks the waitress, “May I have the check, please?” The waitress brings the check. It’s \$74.72. Bill has \$50. Bill doesn’t have enough money! Bill’s wife sells her shoes to the waitress for \$25. The waitress says, “Happy Birthday!” Bill is happy. Now he has enough money to pay the check. Bill’s wife is angry! She doesn’t have any shoes!

Exercise 3: Answer the questions.

1. Whose birthday is it?
2. What day is the birthday?
3. Is Bill hungry?
4. Is the waitress nice?
5. How much money does Bill need to pay the check?
6. Who wants the shoes?
7. Is Bill’s wife happy to sell the shoes?
8. Who has cold feet?

Exercise 4: Write about something you sell or buy. Use the sentence starters below:

I sell... I buy.... I have enough money to buy...


Mini-Story 2.2 The Chocolate Thief

Target Vocabulary

1. supermarket
2. Where's the...?
3. price
4. refrigerator

Additional vocabulary

1. love
2. see
3. angry
4. call



Exercise 1: Tell the story.

Exercise 2: Write the number of the picture that your teacher describes.

- | | |
|---------|---------|
| 1. ____ | 5. ____ |
| 2. ____ | 6. ____ |
| 3. ____ | 7. ____ |
| 4. ____ | 8. ____ |

2.2 The Chocolate Thief

Aunt Macey loves chocolate. She eats a lot of chocolate. On Monday, she puts the chocolate in the refrigerator. Her son, Jared, opens the refrigerator and sees the chocolate. He eats all of the chocolate. His mom sees him eating the chocolate and she is very angry. Jared runs to the supermarket and asks, "Where's the chocolate?" The man in the supermarket points to the chocolate. Jared sees the price of the chocolate. Oh no! It's \$23 for the chocolate! Jared doesn't have enough money for the chocolate. He calls his uncle and says, "Help! I need some money for chocolate!"

Exercise 3: True/False. If the statement is false, make it true.

1. Aunt Macey's chocolate is cold.
2. Jared eats a little of Aunt Macey's chocolate.
3. Aunt Macey gives Jared the chocolate in the refrigerator.
4. Jared runs to the supermarket for more chocolate.
5. The man in the supermarket sells Jared the chocolate.
6. Jared has enough money for the chocolate.
7. Jared's uncle comes to the store.
8. Jared needs more money for the chocolate.

Exercise 4: Draw a new story. Tell your partner the story or ask your partner to tell the story in your pictures. Use the words: **supermarket** **Where's the...?** **price** **refrigerator**


Mini-Story 2.3 All the Wrong Places

Target Vocabulary

1. pound of
2. go shopping
3. I'm hungry
4. would like/I'd like

Additional Vocabulary

1. bank
2. library
3. closed
4. taste



Exercise 1: Tell the story.

Exercise 2: Write the number of the picture that your teacher describes.

- | | |
|---------|---------|
| 1. ____ | 5. ____ |
| 2. ____ | 6. ____ |
| 3. ____ | 7. ____ |
| 4. ____ | 8. ____ |

2.3 All the Wrong Places

Fran is from another country. She doesn't speak much English. She comes to the United States on Tuesday. She is very hungry. She goes to the bank and says, "I'd like a pound of cheese, please." The man at the bank says, "We don't sell cheese at the bank." Fran is very hungry now. She goes to the library and says, "I'd like a pound of meat, please." The librarian says, "We don't sell meat at the library." Finally, Fran goes to the supermarket. Oh no! The supermarket is closed. She sits down and cries, because she is so hungry. Then she sees a hotdog wagon. She buys a lot of hotdogs. She eats one hotdog, but it tastes bad. Now Fran isn't hungry anymore.

Exercise 3: Add details to the story in the following sentence. Retell the story with your details.

1. Fran is from _____. (country)
2. She comes to the United States on Tuesday, _____. (date).
3. She is very hungry, because _____.
4. She says, "I'd like a pound of _____." (type of meat or cheese)
5. The supermarket is closed at _____. (time)
6. She sits down _____. (where?)
7. She buys _____ hotdogs. (number)
8. She eats one hotdog, but it tastes like _____. (description)

Exercise 4: Write your shopping list. What do you need to buy at the grocery store?


Mini-Story 2.4 **Have I Got a Deal for You!**

Target Vocabulary

1. look for
2. can't find
3. buy
4. How much is...?

Additional Vocabulary

1. motorcycle
2. call
3. like
4. bag



Exercise 1: Tell the story.

Exercise 2: Write the number of the picture that your teacher describes.

- | | |
|---------|---------|
| 1. ____ | 5. ____ |
| 2. ____ | 6. ____ |
| 3. ____ | 7. ____ |
| 4. ____ | 8. ____ |

2.4 Have I Got a Deal for You!

Lance wants a motorcycle. He looks for a motorcycle for a long time. He can't find a motorcycle anywhere. He can't find a motorcycle for 12 years. He looks in big cities and in small towns, but he can't find a motorcycle. Finally, he calls his friend, Bob. Bob says, "I have a motorcycle for you!" Lance is happy. He goes to Bob and asks, "How much is the motorcycle?" Bob says, "The motorcycle is only \$120!" Lance buys the motorcycle and Bob gives him the motorcycle in a bag. Lance is happy with the little motorcycle. He is a small man and he likes small motorcycles!

Exercise 3: Who would say this? Read the statements and write "Bob" or "Lance" before each sentence.

1. _____ "I would like to buy a motorcycle."
2. _____ "I have a motorcycle for you."
3. _____ "The motorcycle costs \$120."
4. _____ "I've been looking for a motorcycle for years!"
5. _____ "I think I'll call my friend. Maybe he has a motorcycle to sell."
6. _____ "Here is your motorcycle. It's in the bag."
7. _____ "Oh good! It's a small motorcycle!"
8. _____ "I sure made a lot of money on that small motorcycle!"

Exercise 4: Write a conversation between Bob and Lance. Read your conversation with your partner and perform for the class. Use the words:

look for
buy

can't find
how much is

Lance: _____

Bob: _____

Lance: _____

Bob: _____

Lance: _____

Bob: _____

Main Story 2 **Marry Me, Mary**

Additional Vocabulary

1. love
2. fly
3. fish
4. Will you marry me?



2. Marry Me, Mary

Daniel loves Mary. He would like to cook a special dinner for her and ask her to marry him. He looks for food in the refrigerator. He looks for a pound of fish and some vegetables. But he can't find the food he needs to cook dinner for Mary. He goes shopping at the supermarket but he can't find the fish. He asks, "Where's the fish?" The woman says, "We sell fish on Monday, but today is Saturday." Daniel needs the fish today, so he flies to Seattle. He goes to the fish market and asks, "How much is a pound of fish?" The man says, "The price is \$372.85 a pound." Daniel is sad. He doesn't have enough money to buy the fish. Mary comes to Daniel's house. She says, "I am hungry! What's for dinner?" Daniel says, "Pizza. From Seattle. Will you marry me?"

Exercise 1: Answer the questions.

1. Why does Daniel want to cook a special dinner?
2. What does Daniel want to cook?
3. What food does he have in the refrigerator?
4. Why can't he buy fish at the supermarket on Saturday?
5. Where does Daniel look for fish?
6. Why can't Daniel buy the fish in Hawaii?
7. What does he buy in Hawaii for dinner?
8. Does Mary marry Daniel?

Exercise 2: Use the words from Chapter 2 to write a new story.

- | | |
|--------------------|-------------------------|
| 1. food | 9. pound of |
| 2. enough money | 10. go shopping |
| 3. check please | 11. I'm hungry |
| 4. sell | 12. would like/I'd like |
| 5. supermarket | 13. look for |
| 6. Where's the...? | 14. buy |
| 7. price | 15. can't find |
| 8. refrigerator | 16. How much is...? |

Chapter 3

Mini-Story 3.1


I Can't Believe I Ate the Whole Thing!

Target Vocabulary

1. stomachache
2. don't like
3. eat too much
4. take medicine

Additional Vocabulary

1. girlfriend
2. birthday
3. cake
4. piece



Exercise 1: Tell the story.

Exercise 2: Write the number of the picture that your teacher describes.

- | | |
|---------|---------|
| 1. ____ | 5. ____ |
| 2. ____ | 6. ____ |
| 3. ____ | 7. ____ |
| 4. ____ | 8. ____ |

3.1 I Can't Believe I Ate the Whole Thing!

On Saturday night, Benji goes to his girlfriend's birthday party. He eats 6 sandwiches and 147 chips. Benji eats too much! Oh no! He has a stomachache. His girlfriend, Betty, is sad because Benji doesn't eat any birthday cake. So Benji eats 7 pieces of cake. He eats too much birthday cake. Now he has a bad stomachache. He runs to Betty's bathroom and takes medicine. Now he doesn't have a stomachache. He goes back to the party and Betty says, "Benji, please eat more birthday cake!" Benji doesn't like the cake anymore and he doesn't want another stomachache. He turns green and runs home.

Exercise 3: Answer the questions.

1. Where is the birthday party?
2. Why does Benji eat so much birthday cake?
3. Why does Benji have a stomachache?
4. Where is the medicine?
5. What kind of medicine does Benji take?
6. How does Benji feel after he takes the medicine?
7. Does Benji eat more cake at the end?
8. How does Betty feel at the end?

Exercise 4: Write a response to each part of the dialog.

Benji: Happy Birthday, Betty! Where's the food?

Betty: _____

Benji: Oh no! I ate too much. I don't want any cake.

Betty: _____

Benji: OK, I'll eat some cake. Betty, where is your medicine for a stomachache?

Betty: _____

Betty: Hey, Benji! There is still more cake! Have another piece!

Benji: _____

Mini-Story 3.2 A Frog in My Throat!

Target Vocabulary

1. sore throat
2. make an appointment
3. look at
4. how about

Additional Vocabulary

1. sing
2. wait
3. hold



Exercise 1: Tell the story.

Exercise 2: Write the number of the picture that your teacher describes.

- | | |
|---------|---------|
| 1. ____ | 5. ____ |
| 2. ____ | 6. ____ |
| 3. ____ | 7. ____ |
| 4. ____ | 8. ____ |

3.2 A Frog in My Throat!

Elvis is a rock star. He sings loudly every night. One night, Elvis has a sore throat. He can't sing, because of his sore throat. He makes a doctor's appointment. He calls and the secretary says, "How about 10:00 a.m. tomorrow?" Elvis can't go at 10:00 a.m. tomorrow. He says, "How about 11:30 a.m. today?" The secretary makes the appointment for 11:30. Elvis goes to the appointment at 11:30. He waits for 15 minutes and holds his sore throat. Finally, the doctor looks at Elvis' sore throat. The doctor says, "What's this?" The doctor pulls a frog out of his throat. Elvis doesn't have a sore throat anymore. He can sing again! He is so happy, he sings for the doctor.

Exercise 3: True or False. Make false statements correct.

1. Elvis doesn't like to sing.
2. Elvis makes a doctor's appointment for 10:00 in the morning.
3. Elvis makes a doctor's appointment because he has a sore throat.
4. The doctor sees Elvis at 11:30 a.m.
5. The doctor looks at Elvis' stomachache.
6. The doctor sees an animal in Elvis' throat.
7. Elvis can't sing anymore.
8. Elvis sings for the doctor.

Exercise 4: Write about a doctor's appointment. When did you make the appointment? Why?


Mini-Story 3.3 **Bigfoot**

Target Vocabulary

1. trip and fall down
2. headache
3. dangerous
4. hurt

Additional Vocabulary

1. really
2. dance
3. call
4. medicine



Exercise 1: Tell the story.

Exercise 2: Write the number of the picture that your teacher describes.

- | | |
|---------|---------|
| 1. ____ | 5. ____ |
| 2. ____ | 6. ____ |
| 3. ____ | 7. ____ |
| 4. ____ | 8. ____ |

3.3 Bigfoot

Jack and Jill are good friends, but Jack has a problem. He has really big feet. On Saturday night, Jack and Jill go out to dance. Suddenly, Jill trips on Jack's big feet and falls down. She falls and hurts her head. Jill has a bad headache. Jack calls 911. The ambulance comes and takes Jill to the hospital. Jack goes with Jill in the ambulance. When Jack gets out of the ambulance, he trips and falls on his big feet and hurts his arm. Now Jack needs a doctor too! The doctor looks at Jill's head. Then he looks at Jack's arm. The doctor gives Jack and Jill medicine. Jack says, "How about dancing again?" Jill looks at Jack and says, "NO WAY, I'm not dancing with you! You're dangerous!"

Exercise 3: Who would say this? Read the statements and write "Jack", "Jill" or "Doctor" before each comment.

1. _____ "Hi, Jill! Do you want to go dancing on Saturday night?"
2. _____ "Ouch! You stepped on my foot!"
3. _____ "Hello, 911? I need help at the dance club. My friend has a headache.
4. _____ "May I ride with you in the ambulance, too?"
5. _____ "What's the problem here? Let me look at your head."
6. _____ "Here is some medicine. Take this medicine for 7 days."
7. _____ "How about dancing again next Saturday night?"
8. _____ "No, Jack, you are dangerous!"

Exercise 4: Change the story with new details.

Jack and Jill are good friends, but Jack has a problem. Jack _____. On Saturday night, Jack and Jill go _____. Suddenly, Jill trips on _____. She falls and hurts her _____. Jack calls _____. Jack and Jill go to the hospital. The doctor looks at _____. Then he looks at _____. The doctor gives Jack and Jill _____. Jack says, "_____." Jill looks at Jack and says, "_____."

Mini-Story 3.4 What's Up, Doc?

Target Vocabulary

1. have a fever
2. take his/her temperature
3. cough
4. cold

Additional Vocabulary

1. wrong
2. different



Exercise 1: Tell the story.

Exercise 2: Write the number of the picture that your teacher describes.

- | | |
|---------|---------|
| 1. ____ | 5. ____ |
| 2. ____ | 6. ____ |
| 3. ____ | 7. ____ |
| 4. ____ | 8. ____ |

3.4 What's Up, Doc?

One morning, John has a fever. He takes his temperature. His temperature is 103°! He has a high fever. He takes some medicine for the fever, but he takes the wrong medicine! The medicine makes John cough and he still has a fever. He coughs and coughs. John takes a different medicine for the cough. Oh no! He takes the wrong medicine again! He still has a fever and he still coughs. The medicine gives John a stomachache. Now John has a fever, a cough, and a stomachache. Everything hurts! Finally, John goes to a doctor's appointment. The doctor takes John's temperature. It is still 103°. The doctor says, "John, you have a bad cold. Don't take any more medicine. Drink some tea and go to bed."

Exercise 3: Answer the questions:

1. Is John too hot or too cold when he wakes up?
2. Does John read the medicine bottle before taking medicine for his fever?
3. What happens when John takes the wrong medicine for his fever?
4. Why does John get a stomachache?
5. Does the medicine help his fever?
6. Why does John make a doctor's appointment?
7. Will more medicine help John's cold?
8. What should John do at the end?


Exercise 4: Write a story about when you had a cold. Use the words:

fever take temperature
cough cold

Main Story 3 That Darn Cat!

Additional Vocabulary

1. bowl
2. hit



3. That Darn Cat!

Adam is hungry. His wife Lisa says, “The cat likes to eat ice cream. How about some chocolate ice cream?” Adam, Lisa, and the cat all eat chocolate ice cream. The cat eats 10 bowls of ice cream. He eats too much chocolate ice cream. He has a stomachache. Lisa says, “The cat should take some medicine.” So Adam gives the cat some medicine. The cat coughs. When he coughs, the medicine hits Lisa in the eye. Lisa trips on the cat and falls down on the floor. Adam runs to Lisa and looks at her. She says, “That cat is dangerous! My eye hurts, I have a headache, and I think I have a fever.” Adam says, “You should take some medicine and go to bed.” Lisa goes to her room, but when she opens the door, the cat runs and jumps on her bed. The cat is sick on Lisa’s bed. The cat doesn’t like ice cream anymore. Adam says, “Lisa, how about if you sleep on the couch tonight?”

Exercise 1: True or False? If the statement is false, make it true.

1. Lisa’s cat likes chocolate ice cream.
2. The cat likes to take medicine.
3. The medicine helps the cat’s stomachache.
4. Lisa coughs and falls on the cat.
5. Lisa has a sore throat.
6. The cat hurts Adam.
7. Adam takes medicine and goes to bed.
8. Lisa sleeps on the couch.

Exercise 2: Work with your instructor. Retell the story in simple past tense.

Exercise 3: Use the words from Chapter 3 to write a new story. Use the following words.

- | | |
|------------------------|------------------------------|
| 1. stomachache | 9. trip and fall down |
| 2. eat too much | 10. headache |
| 3. don’t like | 11. dangerous |
| 4. take medicine | 12. hurt |
| 5. sore throat | 13. have a fever |
| 6. make an appointment | 14. take his/her temperature |
| 7. look at | 15. cough |
| 8. how about | 16. cold |

Chapter 4


Mini-Story 4.1 Accidents Happen

Target Vocabulary

1. accident
2. tired
3. last name
4. want to

Additional Vocabulary

1. report
2. describe



Exercise 1: Tell the story.

Exercise 2: Write the number of the picture that your teacher describes.

- | | |
|---------|---------|
| 1. ____ | 5. ____ |
| 2. ____ | 6. ____ |
| 3. ____ | 7. ____ |
| 4. ____ | 8. ____ |

4.1 Accidents Happen

Janice works in the police station. It's Friday at 5:00 p.m. and she is tired from working. She wants to go home, but an old woman comes into the police department. The old woman says, "There is an accident in front of the police station." Janice asks her, "Are you hurt?" The old woman is not hurt. Janice asks, "Do you want to sit down?" The old woman says, "No, I don't want to. Thanks." Janice gives the old woman an accident report. She writes her first name and her last name on the paper. She writes her address. Janice says, "Mrs. White, please describe the accident." The old woman takes Janice to the front of the police station. Oh no! Janice looks at her car. A police car hit her car by accident. Janice wants to cry! She's tired and she wants to go home, but now her car is in an accident!

Exercise 3: Put the following statements in chronological (time) order. What happened first, second, third?

- _____ An old woman comes into the police station.
- _____ A police car hits Janice's car.
- _____ The old woman writes her last name.
- _____ Janice looks at her car.
- _____ The old woman takes Janice outside.
- _____ It's 5:30 and Janice walks home.
- _____ The old woman writes her address.
- _____ Janice asks the old woman if she was hurt in the accident.

Exercise 4: Write a story about an accident you have seen or been involved in.


Mini-Story 4.2 So Much to Do...

Target Vocabulary

1. do the laundry
2. Who is it?
3. Do you have?
4. cashier

Additional Vocabulary

1. going on a trip
2. men's department
3. roommate
4. airport



Exercise 1: Tell the story.

Exercise 2: Write the number of the picture that your teacher describes.

- | | |
|---------|---------|
| 1. ____ | 5. ____ |
| 2. ____ | 6. ____ |
| 3. ____ | 7. ____ |
| 4. ____ | 8. ____ |

4.2 So Much to Do...

Phil is going on a trip tomorrow. He has a lot to do. He has to do the laundry, buy some new jeans, and pack his bags. First he does the laundry very quickly. Then he drives to the store to buy some jeans. He runs to the men's department and says, "Do you have any jeans?". Then he runs to the cashier and says, "How much is it?" The cashier says, "Is your name Phil? There is a phone call for you." Phil is surprised. He says, "Who is it?" The cashier says, "It's your roommate" and he gives the phone to Phil. Phil's roommate says, "Phil, you put too much soap in the laundry and there is soap all over the house. Come home!" Phil pays the cashier and goes home. The next day Phil drives fast to the airport. He really needs a vacation now!

Exercise 3: Add details to the story in the following sentences. Retell the story with your details.

1. Phil is going on a trip tomorrow to _____ (place)
2. He drives to _____ to buy jeans. (name of store)
3. The cashier says, "It's your roommate, _____" (name)
4. There is soap _____ (places in house)
5. Phil pays the cashier _____ (amount of money)
6. At home, Phil has to _____ (what he does)
7. The next day Phil drives _____ (miles per hour) to the airport.
8. He really needs a vacation in _____ (place).

Exercise 4: Complete the dialog between Phil and his roommate after Phil gets home.

Roommate: Phil! Look at all the soap in the house!

Phil: _____

Roommate: OK, I'll help you. What can I do?

Phil: _____

Roommate: What time does your plane leave tomorrow?

Phil: _____

Roommate: I don't think you will sleep much tonight!


Mini-Story 4.3 'Round the Corner

Target Vocabulary

1. read the sign
2. get off the bus
3. on the corner
4. public telephone

Additional Vocabulary

1. moving too fast
2. pick me up
3. address



Exercise 1: Tell the story.

Exercise 2: Write the number of the picture that your teacher describes.

- | | |
|---------|---------|
| 1. ____ | 5. ____ |
| 2. ____ | 6. ____ |
| 3. ____ | 7. ____ |
| 4. ____ | 8. ____ |

4.3 'Round the Corner

Roxanne wants to go to her friend's house. She can't drive her car, because she had an accident in her car. Roxanne has to take the bus to her friend's house. She gets on the bus on the corner of First Street and Main Street. Roxanne tries to read the street signs for her friend's street. But she can't read the street signs. The bus is moving too fast. She gets off the bus on Third Street and walks to the corner. She reads the street sign. The sign says "Grand Avenue". That is not her friend's street. She gets on the next bus. She gets off again in 15 minutes. She reads the sign on the corner. The sign says, "Pine Street". That is not her friend's street. She walks to the public telephone. She puts 50 cents into the phone and she calls her friend. She says, "Please pick me up on the corner of Fifth Street and Oak Street." Her friend says, "My address is 501 Oak Street. It's on the corner of Fifth Street and Oak Street. I can see you talking to me on the public telephone!"

Exercise 3: Answer the questions:

1. How many times does Roxanne get off the bus?
2. Why does Roxanne take the bus to visit her friend?
3. Does her friend live in a different city?
4. Why can't she read the street signs?
5. Where is the public telephone?
6. Does Roxanne need money to call her friend from the public telephone?
7. Does Roxanne's friend pick her up on the corner?
8. How can Roxanne's friend see her talking on the public telephone?

Exercise 4: Write the directions of how to get to your house from the school.


Mini-Story 4.4 'Fraidy Cat

Target Vocabulary

1. police officer
2. afraid of
3. come back
4. go straight ahead

Additional Vocabulary

1. school book
2. behind
3. kiss



Exercise 1: Tell the story.

Exercise 2: Write the number of the picture that your teacher describes.

- | | |
|---------|---------|
| 1. ____ | 5. ____ |
| 2. ____ | 6. ____ |
| 3. ____ | 7. ____ |
| 4. ____ | 8. ____ |

4.4 ‘Fraidy Cat

Becky is 6 years old. She walks home from school every day. She sees a big black dog behind a tree. Becky is afraid of dogs. She runs straight ahead. The big black dog barks, and runs after Becky. A man’s voice says, “Come back!” But Becky is really afraid of the dog and she runs straight ahead, faster and faster. Becky runs home. She runs into the house and says, “Mom, there’s a big black dog running behind me!” Her mom opens the door and the dog is sitting in front of the door. A police officer runs to the dog. He says to the dog, “Duke! I told you to come back!” Then Becky sees her schoolbook in Duke’s mouth. Becky says, “It’s OK, officer. Look, Duke was bringing me my book. I’m not afraid of him now.” Now Becky and Duke are friends. Duke gives Becky a big, wet kiss.

Exercise 3: True or False? If the statement is false, make it true.


- _____ 1. Becky sees her book in the dog’s mouth when he is running.
- _____ 2. The police officer calls “Come back!” to the dog.
- _____ 3. Becky is afraid of big, black dogs.
- _____ 4. Becky runs around the corner.
- _____ 5. The dog runs into Becky’s house.
- _____ 6. The dog listens to the police officer.
- _____ 7. The dog brings Becky her book from school.
- _____ 8. Becky gives the dog a big, wet kiss.

Exercise 4: Write a story about something that you or a friend is afraid of.

Main Story 4 Girls Just Wanna Have Fun!

Additional Vocabulary

1. milk cow
2. work hard
3. vacation
4. fun



4. Girls Just Wanna Have Fun!

Bessy is a black and white milk cow. Every day Bessy gives milk. She works hard. Bessy is tired from working so hard. She needs a vacation. She wants to visit her cousin Flora who lives in the next town. Bessy walks to town and goes to the public telephone on the corner. She wants to call Flora, but she doesn't know Flora's last name. She reads the sign that says, "Bus Station" and the sign points straight ahead. Bessy walks straight ahead to the bus station. She says to the man, "Do you have a seat on the next bus to Podunk?" The man says, "Yes, that will be \$5.12." Bessy goes to Podunk. She gets off the bus and walks to Flora's house. She knocks on Flora's door. Flora says, "Who is it?" Bessy says, "It's me, your cousin Bessy. I came to visit you." Flora says, "Come in!" Bessy looks at Flora. Flora is not a black and white cow. She is a purple cow! Bessy laughs and laughs. Flora says, "There was an accident. I was doing laundry. I was coloring some clothes purple and I fell into the water." Bessy smiles and says, "It's OK, I was afraid of you, but now you look great." Bessy and Flora laugh and laugh. Bessy says, "I'm going home to get my things and I will come back. I want to live with you. Purple cows are more fun!"

Exercise 1: Answer the questions.

1. Why is Bessy so tired?
2. Where does she want to go?
3. How does Bessy visit her cousin?
4. Why can't Bessy call her cousin from the public telephone?
5. Does Bessy know where Flora lives?
6. Why is Flora purple?
7. Why does Bessy want to live with Flora?
8. What work does Flora do?

Exercise 2: Use as many words as you can to write a new story.

accident	tired	last name	want to
Who is it?	cashier	get off the bus	Do you have...?
police officer	come back	public telephone	on the corner
do the laundry	afraid of	go straight ahead	read the sign

Chapter 5


Mini-Story 5.1 The Newlywed Game

Target Vocabulary

1. give
2. just got married
3. cook dinner
4. cut the vegetables

Additional Vocabulary

1. everyday
2. kiss on the cheek
3. Have a nice day!
4. make the bed



Exercise 1: Tell the story.

Exercise 2: Listen to your instructor. Write the number of the picture that is described.

- | | |
|---------|---------|
| 1. ____ | 5. ____ |
| 2. ____ | 6. ____ |
| 3. ____ | 7. ____ |
| 4. ____ | 8. ____ |

5.1 The Newlywed Game

Ralph is 49 years old. He lives with his mother. Every day his mother gives him a kiss on the cheek and says, “Have a nice day, dear.” Every day his mother does his laundry. Every day his mother makes his bed. Every day his mother cuts the vegetables and meat and cooks dinner for him. One day Ralph comes home from work, and there is no dinner! There is a note from Ralph’s Mom that says, “Dear son, I just got married. You have to cook your dinner and do your laundry. Love, Mom.”

Exercise 3: Add details to the story in the following sentences. Retell the story with your details.

1. He lives with his mother because _____.
2. His mother says, “Have a nice day, dear” and Ralph goes _____.
3. His mother does his laundry. She washes his _____.
4. His mother cooks _____ for dinner for him.
5. One day, Ralph comes home from work at _____ (time).
6. There is a note _____ (where) from his mother.
7. The note says, “Dear son, I just got married to _____.”
8. The note says, “You have to do your laundry and _____.”

Exercise 4: Write a phone conversation between Ralph and his mother after he reads the note.

Ralph: Mom! When did you get married?

Mom: _____

Ralph: What should I cook for dinner?

Mom: _____

Ralph: How do I do the laundry?

Mom: _____

Ralph: When will you come home?

Mom: _____

Ralph: Congratulations, Mom. I miss you!


Mini-Story 5.2 **Java Joe**

Target Vocabulary

1. cup of coffee
2. need
3. kitchen
4. get sick

Additional Vocabulary

1. wake up
2. early
3. boss
4. can't sleep



Exercise 1: Tell the story.

Exercise 2: Write the number of the picture that your teacher describes.

- | | |
|---------|---------|
| 1. ____ | 5. ____ |
| 2. ____ | 6. ____ |
| 3. ____ | 7. ____ |
| 4. ____ | 8. ____ |

5.2 Java Joe

Uncle Joe wakes up very early every day. He needs a cup of coffee every morning. On Monday, he is very tired. He goes to the kitchen to make a cup of coffee. He makes a lot of coffee and drinks 10 cups of coffee. He runs to work. He drinks 10 more cups of coffee at the office. He talks to his boss very fast. After lunch, he goes to the kitchen at work and drinks 10 more cups of coffee. Uncle Joe gets sick. He walks home slowly and goes to bed. Poor Uncle Joe can't sleep for 2 weeks.

Exercise 3: Answer the questions.

1. Why does Uncle Joe wake up very early every day?
2. What helps Joe when he is very tired?
3. Where does Uncle Joe make coffee in the house?
4. How does he get to work?
5. Does Joe eat breakfast?
6. Does Joe like to drink a lot of coffee?
7. How does Joe go home?
8. Why does Joe go to bed, if he can't sleep?

Exercise 4: Tell about something you need to do every day.


Mini-Story 5.3 Mmmm Good!

Target Vocabulary

1. soap
2. taste delicious
3. prepare
4. read the recipe

Additional Vocabulary

1. daughter
2. don't feel well



Exercise 1: Tell the story.

Exercise 2: Write the number of the picture that your teacher describes.

- | | |
|---------|---------|
| 1. ____ | 5. ____ |
| 2. ____ | 6. ____ |
| 3. ____ | 7. ____ |
| 4. ____ | 8. ____ |

5.3 Mmmm Good!

Mary's daughter, Tam, wants to prepare dinner for her mother. She reads the recipe for vegetable soup. The recipe says, "Wash the mushrooms, broccoli, and carrots." Tam uses soap to wash all the vegetables. Then, she cuts the vegetables and prepares the soup. Mary tastes the soup. The soup tastes like soap. But Mary says, "Tam, the soup tastes delicious, but I don't feel well. I have to go to bed. Tam tastes the soup. Tam says, "Mom, my soup tastes like soap. You can cook dinner tomorrow!"

Exercise 3: True or False? If the statement is false, make it true.

1. Mary's daughter cooks dinner a lot.
2. Mary's daughter is a good cook.
3. Tam washes the vegetables with soap.
4. The vegetables have soap on them, when Tam prepares the soup.
5. Mary's mother likes the soup.
6. Tam thinks the soup tastes delicious.
7. Tam wants to cook dinner again tomorrow night.
8. Mary feels sick after eating the soup.

Exercise 4: Write a recipe for your favorite food.


Mini-Story 5.4 Look Who's Coming to Dinner

Target Vocabulary

1. can of chicken soup
2. dozen eggs
3. I'm sorry
4. stove

Additional Vocabulary

1. lazy
2. utility company
3. electricity
3. rich



Exercise 1: Tell the story.

Exercise 2: Write the number of the picture that your teacher describes.

- | | |
|---------|---------|
| 1. ____ | 5. ____ |
| 2. ____ | 6. ____ |
| 3. ____ | 7. ____ |
| 4. ____ | 8. ____ |

5.4 Look Who's Coming to Dinner

Chelsea is the Brown's family chicken. Chelsea lays delicious eggs every day. The Brown family eats a dozen eggs every week. Everyone loves Chelsea the chicken. On Sunday, Grandma Brown comes to visit. On Monday, the kids have to go to school and Mom and Dad have to go to work. Grandma says, "I'll cook dinner tonight." At 5:30 p.m. the family comes home. Mrs. Brown tells her daughter to look for eggs. The daughter looks for eggs, and says, "Mom, I can't find any eggs. I can't find Chelsea the chicken either!" Mr. Brown says, "Grandma, what is cooking on the stove?" It smells delicious!" Grandma says, "It's chicken soup. I'm sorry."

Exercise 3: Put the following statements in the correct order.

- _____ The daughter can't find Chelsea.
- _____ The Brown family eats a dozen eggs every week.
- _____ Grandma makes chicken soup.
- _____ Chelsea is a chicken.
- _____ Grandma says she is sorry.
- _____ The family goes to school and to work.
- _____ Mr. Brown sees dinner cooking on the stove.
- _____ Grandma Brown comes to visit.

Exercise 4: Draw a new story. Use the words:

can
I'm sorry

dozen eggs
stove

Main Story 5 Kitchen Phobia

Additional Vocabulary

1. help
2. learn



5. Kitchen Phobia

Matt and Diane just got married. Matt loves to cook dinner. He asks Diane to help him. Diane gives Matt a kiss and says, "Yes, I need to learn how to cook. Where's the kitchen?" Matt smiles and says, "First you need to wash your hands with soap. Then you can help me prepare the food." Diane washes her hands. She reads the recipe. Suddenly, she has a bad headache. Matt says, "Can you please cut the vegetables?" Diane cuts some vegetables, but now she has a stomachache. Matt says, "Can you get a dozen eggs out of the refrigerator?" Diane opens the refrigerator and she coughs. Matt says, "You are getting sick! Go and watch tv and I will cook dinner." Diane sits on the couch. Now she isn't sick. Matt opens a can of chicken soup and cooks it on the stove. He brings Diane some soup and a cup of coffee. Diane says, "Thanks! This tastes delicious!" Matt laughs and says, "Diane, I think you are allergic to cooking!"

Exercise 1: Answer the questions.

1. Why doesn't Diane know where the kitchen is?
2. Who is a better cook, the husband or the wife?
3. What does Diane do before she helps cook dinner?
4. What food does Matt want to cook for dinner?
5. What problems does Diane have, when she helps cook dinner?
6. Is she really sick?
7. What does Diane do, while Matt cooks dinner?
8. What does Matt give Diane for dinner?

Exercise 2: How many words can you use in a new story or in sentences? Use the words from Chapter 4 to write a new story. Use the following words:

give	just got married	cook dinner	cut the vegetables
need	cup of coffee	kitchen	get sick
soap	tastes delicious	prepare	read the recipe
can of soup	dozen eggs	I'm sorry	stove

Chapter 6


Mini-Story 6.1 Good Things, Small Packages

Target Vocabulary

1. move to another state
2. deliver
3. building
4. address

Additional Vocabulary

1. package
2. very important
3. lose my job
4. bicycle



Exercise 1: Tell the story.

Exercise 2: Write the number of the picture that your teacher describes.

- | | |
|---------|---------|
| 1. ____ | 5. ____ |
| 2. ____ | 6. ____ |
| 3. ____ | 7. ____ |
| 4. ____ | 8. ____ |

6.1 Good Things, Small Packages

Sam works for Davis Deliveries. Mr. Davis says, “Sam, please take this package to 1532 Norris Dr. It’s very important! Go fast!” Sam takes the package, runs to his bicycle, and rides very fast. He sees the address that he needs. He takes the package and runs into the building. He trips and falls. The package falls on the floor and breaks. Suddenly, Sam sees 4 little legs come out of the package! The package jumps up and runs away! Sam runs fast, but he can’t find the package! Sam looks for the package for 6 hours. Sam thinks, “If I don’t find that package I will lose my job and I will have to move to another state!” Sam is very sad. He goes to his bicycle, and the package is sitting on his bicycle! Sam is very happy.

Exercise 3: True or False? If the statement is false, make it true.

- _____ 1. Sam delivers packages in a car.
- _____ 2. There is an animal in the package.
- _____ 3. Sam can ride his bicycle quickly.
- _____ 4. Sam can’t find the address on the building.
- _____ 5. Sam delivers the package without any problems.
- _____ 6. Sam drops the package and it runs away.
- _____ 7. The package finds Sam’s bicycle.
- _____ 8. Sam is sad at the end of the story.

Exercise 4: Write a new story. Use the words:

move	deliver
building	address

Mini-Story 6.2 Music to My Ears

Target Vocabulary

1. manager
2. pay the rent
3. deposit
4. work overtime

Additional Vocabulary

1. music store
2. owner
3. hug



Exercise 1: Tell the story.

Exercise 2: Write the number of the picture that your teacher describes.

- | | |
|---------|---------|
| 1. ____ | 5. ____ |
| 2. ____ | 6. ____ |
| 3. ____ | 7. ____ |
| 4. ____ | 8. ____ |

6.2 Music to My Ears

Lucy is the manager of a music store. Lucy loves her job. She wants to buy the store and change the name to “Lucy’s Music Store”. Lucy works overtime for 18 years. Now she has enough money to pay the deposit and the rent for the music store. One day Lucy’s boss says, “Lucy, I am tired of working. I want to move to Florida. The store has a new owner. I am leaving.” Lucy feels terrible! Lucy starts to cry. Then the boss says, “Lucy, YOU are the new owner of the store. I want to give it to you.” The boss points to the new sign in the window. It says, “Lucy’s Music Store”. Lucy is so happy, she gives her boss a big hug!

Exercise 3: Add details to the story in the following sentences. Retell the story with your details.

1. Lucy is the manager of the _____ music store. (name)
2. Now she has \$_____ to pay the deposit and \$ _____ to pay the rent.
3. The boss says, “I’m leaving _____. (when)
4. Lucy starts to cry and says, “_____.”
5. The boss points to the new sign and gives Lucy _____.
6. The sign “Lucy’s Music Store” in the window is _____ (describe)
7. Lucy gives her boss a big hug and says, “_____”
8. Her boss moves to _____, Florida. (city)

Exercise 4: Write about something you want to do with your money.


Mini-Story 6.3 I Scream for Ice Cream

Target Vocabulary

1. across the street
2. apartment
3. bedroom
4. How do I get to...

Additional Vocabulary

1. invited
2. leave
3. turn the wrong way
4. lost



Exercise 1: Tell the story.

Exercise 2: Write the number of the picture that your teacher describes.

- | | |
|---------|---------|
| 1. ____ | 5. ____ |
| 2. ____ | 6. ____ |
| 3. ____ | 7. ____ |
| 4. ____ | 8. ____ |

6.3 I Scream for Ice Cream

Patty's friend, Karen, has a new 1 bedroom apartment across the street from the park.. Karen invited Patty to come and see her new apartment at 2:00 p.m. today. Patty knows that Karen loves chocolate ice cream, so she wants to buy some ice cream and take it to Karen. Patty leaves her apartment at 12:00 o'clock. Patty doesn't know where the ice cream shop is. She asks a man on the street, "How do I get to the ice cream shop?" The man says, "Go straight ahead 3 blocks. The ice cream shop is across the street from the coffee shop." Patty goes to the ice cream shop and buys 12 gallons of chocolate ice cream. When she leaves the ice cream shop, she turns the wrong way. Now she is lost! Then she sees a girl on the street. She asks, "How do I get to Karen's apartment?" The girl says, "I'm going there too. Come with me." The girls arrive at Karen's apartment at 2:15 and Patty says, "I brought you a gift." Karen opens the bag and says, "Wow! Just what I always wanted! Twelve gallons of chocolate milk!

Exercise 3: Answer the questions.

1. Does Karen live in a big apartment?
2. How many people go to Karen's house at 2:15?
3. Can Patty walk to the ice cream shop?
4. Why does she buy so much ice cream?
5. What is Patty's problem when she leaves the ice cream shop?
6. Who helps Patty find Karen's apartment?
7. Is Patty late or early to Karen's apartment?
8. What is the weather probably like on this day?

Exercise 4: Draw the floor plan of your home and label the rooms.


Mini-Story 6.4 Gone With the Wind

Target Vocabulary

1. on the shelf
2. post office
3. finished
4. just a minute

Additional Vocabulary

1. messy
2. clean up



Exercise 1: Tell the story.

Exercise 2: Write the number of the picture that your teacher describes.

- | | |
|---------|---------|
| 1. ____ | 5. ____ |
| 2. ____ | 6. ____ |
| 3. ____ | 7. ____ |
| 4. ____ | 8. ____ |

6.4 Gone With the Wind

Naomi and her family are moving to another state next month. She has to send her family and friends a card with her new address. Naomi writes 2,349 cards. She has to take the cards to the post office and buy stamps for the cards. Naomi is almost finished with all of the cards and ready to go to the post office. Suddenly, her daughter calls, “Mom! I need help!” Naomi says, “Just a minute! I’m almost finished.” She quickly writes her last card and puts all the cards on the shelf. Then she goes to help her daughter. But the cards are too heavy for the shelf and the shelf breaks. The 2,349 cards fall on the floor. Then a big wind blows all the cards into the street. When Naomi comes back, she sees the cards in the street. Naomi thinks, “Oh well, now I don’t have to go to the post office or buy stamps!”

Exercise 3: True or False? If the statement is false, make it true.

- _____ 1. Naomi and her family are moving to Canada.
- _____ 2. Naomi needs to send her new address to all her friends.
- _____ 3. There are a lot of cards.
- _____ 4. Naomi’s son needs help.
- _____ 5. The cards are on the table.
- _____ 6. The post office is in another state.
- _____ 7. A big wind blows the cards into the street.
- _____ 8. Naomi goes to the post office to buy stamps.


Exercise 4: Write a new story. Use the words:

post office	finished
just a minute	on the shelf

Main Story 6 The Odd Couple

Additional Vocabulary

1. cockroach
2. glasses
3. order a pizza



6. The Odd Couple

Anna just moved into an apartment building. Her address is 243 17th Ave. The manager of the apartment building tells Anna, “You don’t have to pay a deposit. Everyone pays the rent on the first day of the month. Oh, and some people have seen cockroaches in their apartments. Please tell me if you see any cockroaches.” On Thursday, Anna puts her glasses on the shelf. Two hours later she can’t find her glasses. They are not on the shelf. “How strange,” says Anna. On Friday, Anna works overtime. When she is finished working, she is tired and hungry. She goes home and orders a pizza. A man delivers the pizza to Anna’s apartment. Anna puts the pizza on the dining room table and goes to get a drink of water. When she comes back, the pizza is gone! “How strange,” says Anna. So she eats a sandwich and goes to bed. Before she sleeps, she wants to read her new book, but she can’t find it. “How strange,” she says. The next morning, Anna needs to mail a letter. She lives across the street from the post office. She goes to the post office. When she comes back home, she goes in the kitchen and sees a big cockroach, sitting at her table, wearing her glasses, reading her book, and eating her pizza. Anna screams and runs out of the apartment. She finds the manager of the apartment building and asks, “How do I get to Alaska? I’m going to move to another state where they don’t have cockroaches!”

Exercise 1: Answer the questions.

1. When does Anna have to pay the rent?
2. What is the problem with her new apartment?
3. Anna can’t find her glasses. Where are they?
4. Anna’s pizza is gone. What does she eat for dinner?
5. What building is across the street from Anna’s apartment?
6. What does Anna see in her kitchen, after she mails a letter?
7. Why does Anna want to move to Alaska?
8. What state does she probably live in now?

Exercise 2: Use the words from Chapter 6 to write a new story.

deliver	building	address	pay the rent
deposit	manager	work overtime	across the street
apartment	bedroom	How do I get to..?	on the shelf
post office	finished	just a minute	move to another state

Chapter 7


Mini-Story 7.1 Crocodile, What Big Teeth You Have!

Target Vocabulary

1. Be careful!
2. toothache
3. Open your mouth.
4. feel better

Additional Vocabulary

1. dentist
2. bird
3. crocodile
4. pull



Exercise 1: Tell the story.

Exercise 2: Write the number of the picture that your teacher describes.

- | | |
|---------|---------|
| 1. ____ | 5. ____ |
| 2. ____ | 6. ____ |
| 3. ____ | 7. ____ |
| 4. ____ | 8. ____ |

7.1 Crocodile, What Big Teeth You Have!

A large crocodile has a toothache. He goes to the dentist for help. The dentist is a little bird. The dentist says, “Open your mouth wide!” The crocodile says, “Be careful! It hurts!” The dentist flies into the crocodile’s mouth and pulls all of his teeth. The crocodile feels better. He doesn’t have a toothache anymore, but he doesn’t have any teeth either! The crocodile closes his mouth and eats the dentist. Now the crocodile feels much better!

Exercise 3: Add details to the story in the following sentences. Retell the story with your details.

1. A large crocodile has a toothache in _____ of his teeth. (number)
2. He goes to the dentist in _____ for help. (place)
3. The dentist is a little _____ bird. (type or description)
4. The dentist pulls all of his teeth with _____ (type of tool)
5. He doesn’t have any teeth. He is _____. (emotion)
6. He eats the dentist. The little bird tastes like _____. (description)
7. The crocodile feels much better and goes _____. (place)
8. The dentist feels _____. (emotion)

Exercise 4: Write a personal story about a toothache.


Mini-Story 7.2 Break a Leg!

Target Vocabulary

1. burn himself
2. cook breakfast
3. break my leg
4. job interview

Additional Vocabulary

1. cafeteria
2. ambulance
3. hospital



Exercise 1: Tell the story.

Exercise 2: Write the number of the picture that your teacher describes.

- | | |
|---------|---------|
| 1. ____ | 5. ____ |
| 2. ____ | 6. ____ |
| 3. ____ | 7. ____ |
| 4. ____ | 8. ____ |

7.2 Break a Leg!

Mr. Jones has a job interview today at 9:30 a.m. He cooks eggs and bacon for breakfast. Oh no! Mr. Jones burns himself on the stove. He yells, “Ouch!” and runs to the bathroom. He trips, falls down, and breaks his leg. He calls 911. The ambulance takes him to the hospital just in time for his interview in the hospital cafeteria. Lucky Mr. Jones!

Exercise 3: Answer the questions.

1. Where is Mr. Jones’ job interview?
2. What kind of job does he want?
3. How does Mr. Jones hurt himself?
4. Why does Mr. Jones run to the bathroom?
5. Why does Mr. Jones call 911?
6. How does Mr. Jones get to the hospital?
7. Does he see the doctor before his job interview?
8. Does Mr. Jones eat breakfast before his job interview?

Exercise 4: Write a response to each part of the dialog.

Cafeteria manager: Mr. Jones, how did you break your leg?

Mr. Jones: _____

Cafeteria manager: Why do you want to work in the hospital cafeteria?

Mr. Jones: _____

Cafeteria manager: What can you cook well?

Mr. Jones: _____

Cafeteria manager: Do you have any problems working in the kitchen?

Mr. Jones: _____

Cafeteria manager: When can you start working?

Mr. Jones: _____


Mini-Story 7.3 What a Pain in the Neck!

Target Vocabulary

1. pain in the neck
2. What's the matter
3. shorter
4. nurse

Additional Vocabulary

1. giraffe
2. too long
3. elephant



Exercise 1: Tell the story.

Exercise 2: Write the number of the picture that your teacher describes.

- | | |
|---------|---------|
| 1. ____ | 5. ____ |
| 2. ____ | 6. ____ |
| 3. ____ | 7. ____ |
| 4. ____ | 8. ____ |

7.3 What a Pain in the Neck!

One day, a giraffe has a pain in the neck. She goes to the doctor's office. The nurse asks, "What's the matter?" The giraffe says, "I have a pain in my neck." The nurse looks at the giraffe's neck and says, "Your neck is too long. We need to make it shorter." The nurse gets an elephant. The elephant sits on the giraffe's head for 6 weeks. Now the giraffe has a shorter neck and she doesn't have a pain in the neck anymore.

Exercise 3: True or False? If the statement is false, make it true.

1. The giraffe feels good at the beginning of the story.
2. The giraffe has a problem with her head.
3. The nurse thinks the giraffe's neck is too long.
4. The nurse gives the giraffe some medicine for the pain in her neck.
5. The elephant hurts the giraffe.
6. The giraffe's shorter neck still hurts.
7. The giraffe feels better after the elephant sits on it.
8. The elephant is bigger than the giraffe.

Exercise 4: Change the story with new details.

One day a _____ has a pain in the _____.

She goes to the doctor's office. The nurse asks, "What's the matter?" The

_____ says, "I have a pain in my _____." The

nurse looks at the _____ and says,

"_____." The nurse gets _____.

The _____.

Now the _____ doesn't have a pain in the _____.


Mini-Story 7.4 Blind as a Bat

Target Vocabulary

1. cut his lip
2. shave
3. late for work
4. kiss his wife

Additional Vocabulary

1. hurry
2. glasses



Exercise 1: Tell the story.

Exercise 2: Write the number of the picture that your teacher describes.

- | | |
|---------|---------|
| 1. ____ | 5. ____ |
| 2. ____ | 6. ____ |
| 3. ____ | 7. ____ |
| 4. ____ | 8. ____ |

7.4 Blind as a Bat

Mr. Ford is late for work. He needs to hurry. “Where are my glasses?” he says. “I can’t shave my face without my glasses!” Mrs. Ford says, “Oh dear, look! Your glasses are broken!” Mr. Ford goes to the bathroom he shaves his face, but he can’t see. He shaves his nose and cuts his lip. Then he tries to kiss his wife, but he kisses the dog. Mrs. Ford laughs.

Exercise 3: Answer the questions.

1. Why does Mr. Ford need to move quickly in the morning?
2. Can Mr. Ford see well?
3. Should Mr. Ford wear his glasses to shave his face?
4. What happens when he shaves his face?
5. Is Mr. Ford hurt?
6. Why does Mr. Ford kiss the dog?
7. Can Mr. Ford go to work, if his glasses are broken?
8. What should Mr. Ford do?


Exercise 4: Write answers to the following questions about the story. Retell the story with these additions.

1. Why is Mr. Ford late for work?
2. What is Mr. Ford’s job?
3. What time does Mr. Ford have to be a work?
4. How did he break his glasses?
5. What does Mr. Ford do before he shaves his face?
6. What is Mrs. Ford’s job?
7. Where does Mrs. Ford find her husband’s glasses?
8. What kind of dog do the Ford’s have?
9. What does the dog do, when Mr. Ford kisses him?

Main Story 7 The Big Klutz

Additional Vocabulary

1. football
2. wake up
3. step on



7. The Big Klutz

Joe is very happy. Today is Saturday and he is going to play football with his friends. Joe wakes up early, kisses his wife, and jumps out of bed. The dog is beside the bed. Joe trips on the dog and falls down. Joe's wife says, "What's the matter?" Joe says, "Ouch! I cut my lip and I have a pain in my neck!" Joe's wife is a nurse. She looks at his neck, and then she says, "Open your mouth wide." She smiles and says, "Your neck is OK, and the cut is small." Joe says, "I feel better now. I need to take a shower and shave my face. I don't want to be late for the football game." Then Joe goes to the bathroom. He steps on the soap and falls down. His wife runs to him and says, "You need to be more careful. You will break your leg!" Joe's wife cooks breakfast. Joe drinks coffee and burns himself. Joe's wife laughs and says, "Go play football. Maybe it's not so dangerous."

Exercise 1: Answer the questions.

1. Does Joe like to play football?
2. What happens when Joe gets out of bed?
3. What is Joe's wife's job?
4. Why does Joe get ready quickly on Saturday morning?
5. How does Joe cut his lip?
6. Does Joe break his leg?
7. Is football a dangerous sport?
8. Why does Joe's wife want him to go play football?

Exercise 2: Use the words from Chapter 7 to write a new story.

careful	toothache	open your mouth	feel better
burn	cook breakfast	break	job interview
pain	What's the matter?	shorter	nurse
cut	shave	late for work	kiss

Chapter 8


Mini-Story 8.1 The Frozen North

Target Vocabulary

1. wait for
2. try on
3. keep
4. weigh

Additional Vocabulary

1. visit
2. polar bear
3. coat
4. clothes



Exercise 1: Tell the story.

Exercise 2: Write the number of the picture that your teacher describes.

- | | |
|---------|---------|
| 1. ____ | 5. ____ |
| 2. ____ | 6. ____ |
| 3. ____ | 7. ____ |
| 4. ____ | 8. ____ |

8.1 The Frozen North

Brett goes to visit his cousin in Siberia. It is very, very cold there. Brett has to wait for his cousin at the bus station. Brett is so cold! Brett waits for 1 hour. He puts on all of his clothes, but he is still cold! Brett's cousin arrives. He says, "Brett! I'm so happy to see you! You look cold! Here, try on this coat. It's made from a polar bear. You can keep the coat, it's for you." Brett tries on the coat. Now he's not cold, but the coat weighs 200 pounds! Brett is warm, but he can't walk!

Exercise 3: Answer the questions.

1. What kind of animal lives near Brett's cousin?
2. What is the weather like where Brett's cousin lives?
3. What clothes does Brett put on when he is waiting for his cousin?
4. Is Brett prepared for the weather?
5. Does the polar bear coat fit Brett?
6. What color is the coat?
7. Is the coat heavy or light?
8. Why can't Brett walk?

Exercise 4: Complete the phone conversation between Brett and his cousin before the visit.

Brett: Hello, cousin! What clothes should I bring to Siberia for the visit?

Cousin: _____

Brett: I don't have a warm coat. Should I buy one?

Cousin: _____

Brett: My bus comes in at 3:00pm. Can you pick me up?

Cousin: _____

Brett: How cold is it in Siberia now?

Cousin: _____

Brett: What will we do together for the week?

Cousin: _____


Mini-Story 8.2 Shop 'Til You Drop

Target Vocabulary

1. clerk
2. mirror
3. borrow
4. dressing room

Additional Vocabulary

1. clothing store
2. dress
3. department



Exercise 1: Tell the story.

Exercise 2: Write the number of the picture that your teacher describes.

- | | |
|---------|---------|
| 1. ____ | 5. ____ |
| 2. ____ | 6. ____ |
| 3. ____ | 7. ____ |
| 4. ____ | 8. ____ |

8.2 Shop 'Til You Drop

One day Mindy goes into a clothing store. She says to the clerk, "Can you help me find some new clothes for a party tonight?" The clerk says, "Yes, of course, what do you need?" Mindy says, "I need a new dress for the party." The clerk takes Mindy to the dress department on the fourth floor. Mindy chooses 9 dresses. She goes to the dressing room and tries on a red dress. She looks in the mirror, but she doesn't like the red dress. She tries on the second dress, but she doesn't like it either. She tries on all the dresses. When she looks in the mirror, she doesn't like any of the dresses. Mindy comes out of the dressing room. She looks at the clerk's dress. She says, "I like your dress. Can I borrow it for the party tonight?" The clerk is tired of helping Mindy. She says, "Yes, you can borrow my dress, if you will go home now!"

Exercise 3: Put the following statements in order. What happened first, second, third?

- _____ Mindy tries on a red dress.
- _____ Mindy chooses 9 dresses.
- _____ The clerk asks, "May I help you?"
- _____ Mindy tries on 8 more dresses.
- _____ The clerk takes Mindy to the dress department.
- _____ Mindy looks in the mirror and looks at the red dress.
- _____ Mindy goes to the party.
- _____ Mindy borrows the clerk's dress.

Exercise 4: Write your own answers to the following questions about the story. Retell the story with these additions.

1. Where is the party?
2. What time does the party begin?
3. Mindy tries on 9 dresses. The first one is red. What do the other 8 dresses look like?
4. Why doesn't Mindy like the red dress?
5. What does the clerk's dress look like?
6. When does Mindy bring the clerk's dress back to her?


Mini-Story 8.3 Clothes Make the Man

Target Vocabulary

1. wear
2. pair of
3. laugh at
4. expensive

Additional Vocabulary

1. electricity
2. alarm clock
3. lights
4. embarrassed



Exercise 1: Tell the story.

Exercise 2: Write the number of the picture that your teacher describes.

- | | |
|---------|---------|
| 1. ____ | 5. ____ |
| 2. ____ | 6. ____ |
| 3. ____ | 7. ____ |
| 4. ____ | 8. ____ |

8.3 Clothes Make the Man

Eddie works at 4:00 a.m. Today the electricity doesn't work in Eddie's apartment. His alarm clock doesn't work. He gets up late. The lights won't turn on. Eddie can't see. He puts on clothes very fast and runs to work. A policeman laughs at Eddie. A grandmother laughs at Eddie. Everybody at work laughs at Eddie! Eddie says, "What's so funny?" Eddie's friend says, "You are wearing your wife's dress and a pair of your wife's shoes!" Eddie is so embarrassed! He smiles and says, "Hey! Don't laugh at me! These are very expensive clothes!"

Exercise 3: True or False? If the statement is false, make it true.

1. Eddie has to go to work early in the morning.
2. Eddie's alarm clock wakes him up.
3. It is dark outside when Eddie gets dressed.
4. Eddie drives his car to work.
5. People laugh at Eddie.
6. Eddie is wearing a pair of pants.
7. Eddie always wears women's clothes.
8. Eddie's wife has nice clothes.

Exercise 4: Describe the clothes you are wearing. (Example: I am wearing a pair of blue pants.)




Mini-Story 8.4 Prince Charming

Target Vocabulary

1. get dressed
2. size 10
3. fit
4. have to

Additional Vocabulary

1. midnight
2. handsome
3. every



Exercise 1: Tell the story.

Exercise 2: Write the number of the picture that your teacher describes.

- | | |
|---------|---------|
| 1. ____ | 5. ____ |
| 2. ____ | 6. ____ |
| 3. ____ | 7. ____ |
| 4. ____ | 8. ____ |

8.4 Prince Charming

Cindy is happy. She is going to a big dance tonight. Her mother says she has to eat dinner before she goes and she has to be home by 12:00 midnight. The dance begins at 7:00 p.m. She gets dressed at 5:00 p.m. She gets dressed in a beautiful white dress. It fits her perfectly. She gets dressed in her pair of size 10, white shoes. They fit her perfectly, too. Cindy goes to the big dance at 7:00pm. She sees a handsome man dressed in a pair of blue pants and a white shirt. Cindy dances with the man for 5 hours, but at 11:59, she says, "Oh no! I have to go home now." Cindy has to run fast. She trips and her shoe falls off her foot. But she keeps running. The next day, the handsome man dressed in the blue pants looks for Cindy. He has to find Cindy, but he doesn't know her name. Suddenly, he sees her size 10 white shoe. He goes to every house in town and looks for Cindy. Every woman tries on the size10 white shoe, but it doesn't fit. When he comes to Cindy's house, her sister Kelly tries on the shoe. It doesn't fit. It's too big. Then her sister Sally tries on the size 10 shoe. It doesn't fit. It's too small. Finally, Cindy tries on the shoe. It fits just right. The handsome man is so happy. He says, "Let's get married!"

Exercise 3: Who would say this? Read the statements and write "Cindy", "man", or "mother".





1. _____ "You have to be home by midnight!"
2. _____ "I love this beautiful new dress. I look like a princess."
3. _____ "Wow! That man is really cute. What's his name?"
4. _____ "Who is the woman in the pretty white dress?"
5. _____ "Would you like to dance with me?"
6. _____ "Oh no! I have to go home now. Bye!"
7. _____ "I have to find that woman again. Look! There is her shoe!"
8. _____ "Yes, my daughters went to the dance last night."

Exercise 4: Work with your instructor to change the story to past tense.

Main Story 8 No Place to Hide

Additional Vocabulary

1. alone
2. change
3. sunglasses



8. No Place to Hide

Everyone loves Lyle. When Lyle goes to the store, people want to talk to him. When he goes to a movie, they want to sit with him. When he goes to a restaurant, people want to eat with him. Lyle wants to eat alone at a new restaurant. He doesn't want anyone to eat with him. He has to change how he looks, so no one will know him. He thinks, "I have to wear a pair of sunglasses, a hat, and new clothes, then no one will know who I am." Lyle goes to a store to buy new clothes. He says to the clerk, "I want to try on a new pair of pants, new shirts, a big hat, and a pair of sunglasses." The clerk gives Lyle the new clothes and says, "Sir, the dressing room is over there." Lyle says, "Thanks." The clerk waits for Lyle. Lyle gets dressed in red pants, a blue shirt, a green sweater, dark sunglasses, and a big purple hat. He looks in the mirror. He says to the clerk, "The pants don't fit me. I need a bigger size." The clerk says, "Sir, if you wear bigger pants, you won't be able to keep them on!" Lyle says, "I like my pants very big." The clerk brings Lyle a size 50 pants. Lyle is happy. He asks the clerk, "How much do these clothes cost?" The clerk says, "The pants, shirt, sweater, and hat cost \$372.58. The sunglasses cost \$612.07." Lyle says, "The sunglasses are too expensive. But I will buy the clothes." Lyle borrows his wife's sunglasses and wears all his new clothes to the restaurant. His wife's sunglasses are very dark. Lyle can't see. He trips and his big pants fall down. Everybody in the restaurant laughs at him. Lyle takes off the sunglasses and smiles. The people in the restaurant say, "Oh! Hi Lyle! Can we eat dinner with you?"

Exercise 1: Answer the questions.

1. Do people like Lyle?
2. Why does Lyle want to eat alone?
3. How does Lyle change the way he looks?
4. What does Lyle buy at the store?
5. Does Lyle have enough money to buy the sunglasses?
6. Why does Lyle trip and fall in the restaurant?
7. Do the people in the restaurant know it's Lyle when he falls down?
8. Are the people in the restaurant happy to see Lyle?

Exercise 2: How many words can you use in a story or in sentences? Use the words from Chapter 8 to write a new story.

wait for	try on	keep	weigh
clerk	mirror	borrow	dressing room
wear	pair of	laugh at	expensive
get dressed	size	fit	have to

Chapter 9


Mini-Story 9.1 Little Angels

Target Vocabulary

1. fill out the application
2. messy
3. put away
4. take care of

Additional Vocabulary

1. daycare center
2. toys
3. fall asleep
4. blanket



Exercise 1: Tell the story.

Exercise 2: Write the number of the picture that your teacher describes.

- | | |
|----------|----------|
| 1. _____ | 5. _____ |
| 2. _____ | 6. _____ |
| 3. _____ | 7. _____ |
| 4. _____ | 8. _____ |

9.1 Little Angels

Monica wants to work for a daycare center. She likes to take care of little children. She goes to the Sunnyside Daycare center and fills out an application. She fills out the application with her name, address, and telephone number. The next day, the Sunnyside Daycare center calls her. She gets the job! She goes to work on Monday and takes care of 12 children from 7:00 am to 6:00 p.m. The children are very messy. The playroom is messy and there are toys all over the floor. The kitchen is messy. There is food on the floor. The bathroom is messy. There is water on the floor. Monica is very tired from taking care of the children all day. She sits down on the floor, and falls asleep. The children take care of Monica. They put away all the toys. When Monica wakes up, there is a blanket to keep her warm. Now everything is clean! The children give Monica a big hug and say, "We're sorry, Monica. We won't be messy anymore."

Exercise 3: Answer the questions.

1. What information does Monica write on the application?
2. How many hours does Monica work on Monday?
3. What does Monica do all day at the daycare center?
4. Are the children babies?
5. What is the problem with the bathroom?
6. What do the children do when Monica is asleep?
7. Do the children like Monica?
8. Are the children bad?

Exercise 4: Write a story about the things you have to take care of at your house. What do you have to put away? What rooms are messy?: Use the words:

messy take care of put away


Mini-Story 9.2 Cold Shower

Target Vocabulary

1. schedule
2. take a shower
3. change
4. ticket

Additional Vocabulary

1. go out with
2. concert
3. girlfriend



Exercise 1: Tell the story.

Exercise 2: Write the number of the picture that your teacher describes.

- | | |
|---------|---------|
| 1. ____ | 5. ____ |
| 2. ____ | 6. ____ |
| 3. ____ | 7. ____ |
| 4. ____ | 8. ____ |

9.2 Cold Shower

Ralph has 12 brothers and sisters. They only have one bathroom. They keep a schedule for everyone to take a shower. Ralph is the youngest, and he gets to take a shower on Monday at 6:00 a.m. and on Thursday at 10:00 p.m. Today is Saturday. Ralph is going out with a girl tonight for the first time. Ralph wants to change the shower schedule. He wants to take a shower today before he goes out. Ralph's older brother, William is scheduled to take a shower at 5:00 p.m. today. Ralph says, "William, can I please take a shower today at 5:00? William says, "Sure, Ralph. If you want to change the shower schedule, you have to give me your concert tickets for next Saturday." Ralph smiles and says, "OK." William says, "Great! Who are you going out with tonight?" Ralph smiles and says, "I'm going out with your girlfriend, Liz."

Exercise 3: True or False? If the statement is false, make it true.

1. Ralph has a small family.
2. The family has a schedule for taking a shower.
3. Ralph can only take a shower 2 times in a week.
4. Ralph is scheduled to take a shower on Saturday.
5. William changes the shower schedule with Ralph.
6. Liz is Ralph's sister.
7. William gives Ralph concert tickets for next Saturday night.
8. William knows Liz.

Exercise 4: Write your own answers to the following questions about the story. Retell the story with these additions.

1. Why does Ralph's house only have one bathroom?
2. How old is Ralph?
3. How old is William?
4. What band is playing at the concert on Saturday night?
5. How much do the concert tickets cost?
6. Where is Ralph going to take Liz?
7. What does William say to Ralph about going out with Liz?
8. Does Liz like Ralph or William better?


Mini-Story 9.3 What's in a Name?

Target Vocabulary

1. turn left at the light
2. driver's license
3. Social Security number
4. sign his name

Additional Vocabulary

1. having a baby
2. wallet
3. ticket
4. Follow me!



Exercise 1: Tell the story.

Exercise 2: Write the number of the picture that your teacher describes.

- | | |
|---------|---------|
| 1. ____ | 5. ____ |
| 2. ____ | 6. ____ |
| 3. ____ | 7. ____ |
| 4. ____ | 8. ____ |

9.3 What's in a Name?

Mark's wife is having a baby. Mark drives quickly to the hospital with his wife. He turns left at the light. Mark is nervous, and he drives too fast. A police officer on a motorcycle is beside Mark. The policeman wants Mark to stop. Mark can't stop because the baby is coming. Mark opens his window and yells "We're going to the hospital. We're having a baby!" The policeman yells, "Ok, show me your driver's license". Mark gets his wallet from his pocket, and gives his driver's license to the policeman, through the open window. Then the policeman says, "What is your Social Security number?" Mark yells, "512-99-0346." The policeman gives Mark a ticket and says, "Sign this." Mark takes the ticket and signs his name. He gives the ticket to the policeman. The policeman says, "Follow me!" The policeman drives very fast to the hospital. Mark and his wife have a beautiful baby girl. The policeman says, "If you give the baby my name, you don't have to pay the ticket for driving too fast." Mark says, "What is your name?" The policeman says, "Lazerwulf". Mark says, "Here's \$125 for the ticket."

Exercise 3: Put the following statements in order. What happened first, second, third?

- _____ Mark signs his name on the ticket.
- _____ Mark drives quickly to the hospital with his wife.
- _____ Mark gives the policeman his driver's license.
- _____ A policeman on a motorcycle wants Mark to stop driving.
- _____ Mark tells the policeman his Social Security number.
- _____ Mark's wife has a baby girl.
- _____ Mark pays the policeman for the ticket.
- _____ Mark follows the policeman to the hospital.

Exercise 4: Write the information you can find on a driver's license.


Mini-Story 9.4 Man's Best Friend

Target Vocabulary

1. follow
2. call 911
3. repair
4. lock

Additional Vocabulary

1. box
2. secret
3. pieces of paper
4. surprise



Exercise 1: Tell the story.

Exercise 2: Write the number of the picture that your teacher describes.

- | | |
|---------|---------|
| 1. ____ | 5. ____ |
| 2. ____ | 6. ____ |
| 3. ____ | 7. ____ |
| 4. ____ | 8. ____ |

9.4 Man's Best Friend

Dan is a mechanic. He repairs cars. He has a dog that follows him all day. The dog follows him at work and at home. One day, Dan has to repair the locks on an old car. The car doors won't lock. Dan gets in the car and his dog follows him into the car. Dan tries to repair the locks, but he can't find the problem. Suddenly, all the doors in the car lock. Dan and his dog are locked in the car. Dan yells for help, but no one comes to help. One car window is open a little. Dan can't get out of the window, but his little dog can. Dan tells his dog, "Go get help!" The dog jumps out of the window and runs for help. He runs to the next house and barks for help. The man at the house follows the dog back to the locked car. The man says, "I'll call 911!" Dan says, "No! Don't call 911. It's not an emergency!" The man says, 'Yes, it is an emergency! I have to go to work right now and you're in my car!'"

Exercise 3: Add details to the story in the following sentences. Retell the story with your details.

1. Dan is a _____ mechanic. (what kind)
2. Dan repairs _____ cars. (type of car)
3. Every day there is a _____ dog that follows Dan around. (color, size)
4. The locks on the car won't _____. (problem)
5. Dan _____ but the locks won't open. (action)
6. The dog jumps out and goes to _____ for help. (place)
7. _____ comes to help Dan. (person)
8. The man wants to call 911 and say, "_____". (description)

Exercise 4: Write a new story. Use the words:

lock

follow




repair

call 911

Main Story 9 **Never Too Late**

Additional Vocabulary

1. drive a car
2. cell phone
3. ran a red light
4. hit



9. Never Too Late

Ida is 83 years old. She doesn't drive a car, but she wants to learn. Ida calls her grandson, Teddy. Ida says, "Teddy, dear, I want you to teach me how to drive. I want to get my driver's license." Teddy says, "Ok, Granny. I'll take care of everything. I'll borrow Dad's car and I'll come to your house in 1 hour." Ida is excited! She takes a shower and changes her clothes. She wears her favorite hat. Teddy comes to Ida's house. He says, "Hi, Granny! Are you ready to go?" Ida says, "I'll follow you, dear. Show me what to do." Teddy gets into the car and he shows Ida how to drive the car. Teddy drives for 1 hour and Ida watches. Ida says, "Thank you, Teddy. I'm ready to get my driver's license now. Let's go to the driver's license office." Teddy and Ida go into the office. Ida has to fill out the application for a driver's license. Teddy wants to help his grandmother. He writes her name, address, and Social Security number. Ida says, "Teddy, dear, your writing is a little messy. I'll do it." So Ida fills out the application and signs her name. Ida takes the driver's license test and she doesn't make any mistakes! Then a police officer says, "Miss Ida, you have to take a driving test now. Please come with me." Ida, Teddy, and the police officer get into the car. The police officer says, "I will drive first, and then you can drive." The police officer goes straight ahead, and turns left at the light. But the light turns red, and the police officer hits another car! Ida smiles and uses her cell phone to call 911. Ida says, "Hello, police? I'd like to report an accident. Your police officer ran a red light and hit another car. I think you should give him a ticket." And of course, he will have to pay for the repairs to the cars."

Exercise 1: Answer the questions.

1. Is Ida too old to get a driver's license?
2. Who teaches her how to drive?
3. Does Ida practice driving before she takes her test?
4. Can Ida fill out the application by herself?
5. How does Ida do on the written driver's license test?
6. What test does Ida take first, the written test or the driving test?
7. What happens when the policeman drives with Ida?
8. Who does Ida call to report the accident?

Exercise 2: Use the words from Chapter 9 to write a new story.

fill out the application
schedule
turn left at the light

messy
take a shower
driver's license

put away take care of
change ticket
repair sign his name

Chapter 10


Mini-Story 10.1 Hot Time in the City

Target Vocabulary

1. smoke
2. fire
3. gas
4. emergency

Additional Vocabulary

1. all over
2. parrot
3. gone



Exercise 1: Tell the story.

Exercise 2: Write the number of the picture that your teacher describes.

- | | |
|---------|---------|
| 1. ____ | 5. ____ |
| 2. ____ | 6. ____ |
| 3. ____ | 7. ____ |
| 4. ____ | 8. ____ |

10.1 Hot Time in the City

Polly is a bird that can talk. Polly is a parrot. One day, Polly sees smoke inside her house. The smoke is coming from a fire on the gas stove. Polly flies to the phone and calls 911. When the operator answers the phone, Polly yells, “Help! Emergency! Fire!” The firemen come to Polly’s house very fast. They see the smoke and they spray water on the fire. They spray water all over the house. There is a lot of smoke and the firemen can’t see Polly. She yells, “Emergency! Emergency!” The firemen think Polly is a person. They look for her all over the house, but they can’t find her. When the smoke is gone, the firemen see Polly sitting on a shelf. The firemen laugh because Polly is a very wet, angry bird!

Exercise 3: True or False? If the statement is false, make it true.

1. Polly is a little girl.
2. Polly likes to talk.
3. There is smoke inside the house.
4. The bird talks to the police officer.
5. The firemen come to Polly’s house.
6. Polly yells, “Help! Help!”
7. The firemen think Polly is a parrot.
8. Polly is very happy.

Exercise 4: Work with your instructor. Change the story to past tense.

Mini-Story 10.2 **Hairy Scary**

Target Vocabulary

1. prescription
2. mistake
3. insurance
4. funny

Additional Vocabulary

1. bald
2. pharmacy



Exercise 1: Tell the story.

Exercise 2: Write the number of the picture that your teacher describes.

- | | |
|---------|---------|
| 1. ____ | 5. ____ |
| 2. ____ | 6. ____ |
| 3. ____ | 7. ____ |
| 4. ____ | 8. ____ |

10.2 Hairy Scary

George doesn't have any hair on his head. George is bald. His doctor gives him a prescription for a new medicine that makes hair grow on the head. George takes the prescription to the pharmacy. He gives the pharmacist the prescription and his insurance card. The prescription costs \$40, but George's insurance will pay \$20 of the total cost. George goes home with the medicine. In one week, he still doesn't have hair on his head, but the hair on his arms and legs is very long. He makes another appointment with the doctor. The doctor looks at George and laughs. He looks very funny. The doctor says, "I'm sorry, George. The prescription was a mistake." George is not laughing. He says, "It is not a very funny mistake!"

Exercise 3: True or False? If the statement is false, make it true.

1. _____ George has a lot of hair.
2. _____ George gives the prescription to the doctor.
3. _____ George doesn't have to pay \$40 for the prescription.
4. _____ George has insurance to help pay for the prescription.
5. _____ The prescription medicine works for George.
6. _____ George is angry with the doctor.
7. _____ The doctor cries when he sees George.
8. _____ George thinks the mistake is funny.

Exercise 4: Complete the dialog between George and his doctor at the first appointment.

Doctor: What's the problem?

George: _____

Doctor: Would you like to try a new medicine that may help your hair grow?

George: _____

Doctor: Here is a prescription for the medicine. Take it 3 times a day for one week.

George: _____

Doctor: Take the prescription to the pharmacy. It costs \$40.


Mini-Story 10.3 Bear Necessities

Target Vocabulary

1. landlord
2. stuff
3. throw out
4. busy

Additional Vocabulary

1. city
2. mountains
3. bear



Exercise 1: Tell the story.

Exercise 2: Write the number of the picture that your teacher describes.

- | | |
|---------|---------|
| 1. ____ | 5. ____ |
| 2. ____ | 6. ____ |
| 3. ____ | 7. ____ |
| 4. ____ | 8. ____ |

10.3 Bear Necessities

Ben lives in a city. He doesn't like the city. The city is too busy. There are too many people. He wants to live in the mountains. He doesn't want to pay rent to a landlord. One day, Ben puts all his stuff in a big box and drives into the mountains. He drives for 10 days. He sees a small house. There are no people in the house. It is old and dirty, but Ben thinks, "This is perfect. No people. No landlord. I can live here for free." Ben is very happy. He works hard to clean and repair the little house. He puts his stuff in the house. For 5 days he is very busy. Now he is tired. He eats dinner and sits in his favorite chair to read a book and enjoy his new home. He isn't busy anymore. Suddenly, the door opens and a big brown bear comes into Ben's house. The bear picks Ben up and throws him out of the house. Ben says, "Well, I guess there are landlords in the mountains!"

Exercise 3: Add details to the story in the following sentences. Retell the story with your details.

1. Ben lives in the city of _____.
2. Ben wants to live in the mountains in the state of _____.
3. Ben drives in his _____ car.
4. He puts all of his stuff in a box. He puts _____ in the box.
5. He repairs the _____.
6. He puts his stuff in _____ (where)
7. For 5 days he is busy _____ (list what he is doing.)
8. The bear throws him out of the house and into _____

Exercise 4: Write a new story. Use the words:

landlord **stuff**
throw out **busy**



Mini-Story 10.3 Rocky Raccoon

Target Vocabulary

1. utilities
2. catch
3. electricity
4. breathe

Additional Vocabulary

1. fireplace
2. raccoons
3. CD player
4. box



Exercise 1: Tell the story.

Exercise 2: Write the number of the picture that your teacher describes.

- | | |
|---------|---------|
| 1. ____ | 5. ____ |
| 2. ____ | 6. ____ |
| 3. ____ | 7. ____ |
| 4. ____ | 8. ____ |

10.3 Rocky Raccoon

Sam works for the utility company. He helps people when they have a problem with their utilities. Sam can fix problems with electricity, gas, and water. One day, Ed Jones calls Sam. He says, "My gas fireplace doesn't work. Can you come and help me, please?" Sam drives to Mr. Jones' house. Sam turns on the fireplace and smoke fills the room. Sam and Mr. Jones can't breathe. Sam turns off the gas and looks up inside the fireplace. He sees a pair of eyes looking at him. There is a family of raccoons living in the fireplace. Sam goes into his car and gets a CD player. He says, "I need some electricity, Mr. Jones." Mr. Jones shows him where he can plug in the CD player. Sam puts the CD player inside the fireplace. Then he turns on the CD very loudly. The raccoons don't like the music. They run out of the top of the fireplace. Sam is waiting. He catches the raccoons in a big box. Mr. Jones smiles and says, "Thank you, Sam. Please take the raccoons and your music. I don't like your music either."

Exercise 3: Answer the questions.

1. What is Sam's job?
2. What kind of fireplace does Mr. Jones have?
3. Do Sam and Mr. Jones cough, when Sam turns on the fireplace?
4. What does Sam see in the fireplace?
5. Where is Sam's music and CD player?
6. Why do the raccoons run out of the fireplace?
7. How does Sam catch the raccoons?
8. Who doesn't like Sam's music?


Exercise 4: Write your own answers to the following questions about the story. Retell the story with these additions.

1. Where does Sam live?
2. What month is it?
3. How many raccoons live in the fireplace?
4. What kind of music does Sam play?

Main Story 10 Up in Smoke

Additional Vocabulary

1. breathe



10. Up in Smoke

Jonathan and Michelle want a new house. But they don't have enough money to buy a new house. So they buy land in North Dakota. They want to build a house on their land. They tell their landlord, "We are moving to another state." Jonathan and Michelle are very busy. Every week they work overtime so they will have enough money for their new house. Every Friday they drive to North Dakota to work on their new house. There are no utilities for the new house. There is no electricity, no gas, no telephone, and no water. One weekend Jonathan and Michelle build one wall of the house. They are very happy. Soon they will have a new house! That night it is cold. Jonathan starts a fire to keep them warm. Michelle cooks dinner on the fire. After dinner she throws out the trash. Jonathan and Michelle go to sleep beside the one wall of their new house. While they are sleeping a cow comes. The cow is hungry. The cow looks at the stuff in the trash. Suddenly the cow trips on the stuff and falls! The cow hits the wall of the house, and the cow and the wall fall down! Luckily, the wall doesn't fall on Michelle and Jonathan. The wall falls into the fire. There is smoke and fire and Michelle and Jonathan can't breathe! The cow is afraid. The cow jumps up and runs away. Jonathan is angry. Jonathan yells, "You stupid cow! Help! Emergency!" Jonathan and Michelle feel bad. Michelle says, "I need a prescription for some strong medicine! I have a terrible headache." The next day Michelle calls the insurance company. The insurance agent laughs. Michelle says, "It's not funny!" The insurance agent says, "This must be a mistake. A cow can't start a fire." Michelle says, "You can come and see." The insurance agent comes to the house. Jonathan runs and catches the cow. The cow is dirty from the smoke. The insurance agent laughs and says, "OK, I guess cows are dangerous! We will pay to fix the house."

Exercise 1: Answer the questions.

1. Do Jonathan and Michelle have a lot of money?
2. Where do they want to move?
3. Why does Michelle cook dinner on a fire and not on a stove?
4. Can Jonathan and Michelle build their new house in one day?
5. Does the cow find food in the stuff in the trash?
6. What happens to the house, when the cow trips and falls?
7. Are Jonathan and Michelle hurt?
8. Why does the insurance agent laugh?

Exercise 2: Timed writing. On your own paper write for 5 minutes about anything. You may write about a story you've learned, something about yourself, or create a new story.

Putting it Together

Created by English teachers for English teachers

"It seems that every day since I began using *Putting it Together* I've received compliments on my teaching! The students love the stories and add to the gestures. The greatest reward is knowing that they truly "get it." Thanks for this wonderful tool!"

Lisa Silva
ESL Teacher
Albuquerque, NM

"As a TPRS teacher who was writing all her own stories for adult ESOL, these materials are a godsend. They make the whole process much more user-friendly and less time consuming. *Putting it Together* covers topics relevant to my students' lives and provides many ideas for adapting or expanding the lessons. This is truly a valuable resource for the field - Thanks!"

Rebecca Foster
ESL Teacher
Princeton, NJ

"*Putting it Together* is an excellent choice for the ESL classroom. The stories are humorous and entertaining while offering students valuable language skills for day-to-day life. The Teacher Guide is easy to follow and methodical."

Kristin Krueger
ESL Teacher
Crawford, CO

